

Equipment List, Electrical

Applicable for Z610i

Contents

1	General	2
2	Column Definitions.....	2
3	Repair Equipment, Electrical	3
3.1	Sony Ericsson Provided Repair Equipment.....	3
3.2	Picture of equipments orderable from Sony Ericsson.....	5
3.3	Equipment Provided by Other Supplier	7
3.4	Pictures of equipments provided by other supplier.....	10
4	Revision History	11

1 General

This document describes the minimum required equipments for the Electrical Repair Process of the Z610i mobile phones. Equipment listed without a part number is not orderable from Sony Ericsson and must be bought locally.

2 Column Definitions

The matrix in the end of the equipment tables describe where the actual equipment is needed (marked with an X) or may be needed/optional (marked with a Z).

Flash upgrade:	Equipment for downloading software to the unit, both signalling and test-program.
Manual test:	Equipment necessary to perform a manual test.
Repair:	Equipment necessary for replacing components.
Go/No Go test:	Equipment necessary for Go/No Go test.
Calibration with SERP:	Equipment necessary to perform a calibration with SERP. Calibration can only be done by authorized repair centers.

The column that assist a specifying and/or clarifying the equipment needed are considered description type columns.

- Description The name of the equipment
- Part Number The Sony Ericsson part number to use when ordering from Sony Ericsson.
- Description Additional information that helps to specify the equipment.

3 Repair Equipment, Electrical

Some of the required equipment will be provided by Sony Ericsson and some equipment has to be sourced locally. This chapter will separate these equipments.





3.1 Sony Ericsson Provided Repair Equipment

Description	Part Number	Comments	Flash Upgrade	Go/No Go Test	Manual Test	Calibration in SERP	Repair
USB Service Card Reader	LZY 213 1191	Software Package/CD+USB Reader	X				
Service Card	LZY 213 595		X				
SonyEricsson programming interface - SEPI	LTN 214 1484	USB/Interface Box+CD	X			X	
SonyEricsson programming interface cable - SEPI	KRY 101 1413	USB Cable 3V/Accessories (DCU-60)	X			X	
Torque Screwdriver *	NTZ 112 459	Torque set to 9, 14, 17 and 20 Ncm +/- 6 %					X
Front opening tool	NTZ 112 302/2	Opening tool					X
Bits	NTZ 112 1052	Spare part to screwdriver					X
Bits	NTZ 112 288	Spare part to screwdriver					X
Flex film assembly tool	NTZ 112 521	Tweezers					X
Shield Fence Plier	NTZ 112 537	For use when repair under shield fence is necessary					X
Lead-free labels (sheet of 24)	SVF 930 2494	These lead-free labels must be applied to all materials and tools that contact the solder.					X
Battery Eliminator	NTZ 112 533	Dummy battery BST-33	Z			X	
Rework fixture	LTD 260 273	For PBA (Printed Board Assembly)					X
RF Holder for Z610i	NTZ 112 568	Used together with antenna connector and RF cable.		Z		X	


Description	Part Number	Comments	Flash Upgrade	Go/No Go Test	Manual Test	Calibration in SERP	Repair
				Z		X	
				Z		X	
							X
			X				

3.2 Picture of equipments orderable from Sony Ericsson

Pictures of tools that is orderable from Sony Ericsson.

			
LTN 214 1484	LZY 213 1191	LZY 213 595	SVF 930 1379
			
NTZ 112 302/2	RNT 403 303/001	NTZ 112 459	NTZ 112 288
			
NTZ 112 1052	NTZ 112 521	NTZ 112 533	LTD 260 273

Equipment List, Electrical

			
KRY 101 1413	NTZ 112 537	RPM 119 855	NTZ 112 1067
			
NTZ 112 568	NTZ 112 1071		

3.3 Equipment Provided by Other Supplier

This is the list of equipments provided by other suppliers than Sony Ericsson

		Flash Upgrade	Go/No Go Test	Manual Test	Calibration in SERP	Repair
Description	Comments					
Battery	BKB 193 200/1	X	X	X		
- Battery Charger	Standard SonyEricsson charger			X		
Computer	Minimum Pentium III 500 Mhz 128 Mb RAM or better. At least 2 USB ports	X	Z		X	
USB-PC Cable	Type A-B Plug-Plug Cable	X			X	
Tweezers	ESD-safe					X
Dentist hook	To be used when removing adhesives.					X
Bits	Spare part to screwdriver					X
Isopropyl Alcohol	To be used when removing glue.					X
Cotton Gloves	ESD-safe					X
Zebra Printer	90xi, 90xi II or 4000 deluxe					Z
Printer Cable	Standard RS 232 serial printer cable [referred to Zebra printer manual]					Z
Hot Air Flow Repair Station, Medium.	To be used when removing phone label (if needed) Temperature range 360-380° C. Air-flow up to 9 l/min					X
Soldering Iron	Temperature range 340-370° C.					X
Soldering Iron Tip Lead free	Temperature range 340-370° C.					X
Flux	RMA, No-clean flux					X

		Flash Upgrade	Go/No Go Test	Manual Test	Calibration in SERP	Repair
Description	Comments					
Solder-wire	Lead free : SN 96%, Ag 3,5% and Cu 0,5%					X
Solder-paste	Lead free : SN 96%, Ag 3,5% and Cu 0,5%					X
Microscope	Minimum 10x magnification					X
VC230 Yokogawa Or other Radio test instrument according to 11/031 62-2/FEA 209 544/702	Go/No Go test instrument		X			
- RF Shield Package Rohde&Schwarz	CMU Z11		X			
Test SIM-card	According to your Instrument supplier. Must support WCDMA.		X			
Operator SIM-card	To be used when making a landline call.			X		
IR-device	To be used to make connection between the phone and the device			X		
Bluetooth-device	To be used to make connection between the phone and the device			X		
Hands free equipment	To be used to verify connection in the system connector. Applicable for Z610i.			X		
GSM/WCDMA Radio Tester for calibration with SERP according to Instrument List 1/131 30-2/FEA 209 544	Only instruments documented in the Instrument list are supported.				X	
GPIB Card – National GPIB Card – Keithley	Either National or Keithley can be used.				X	
GPIB Cable					X	

Equipment List, Electrical

		Flash Upgrade	Go/No Go Test	Manual Test	Calibration in SERP	Repair
Description	Comments					
Power supply NOTE! If using the Power Supply in conjunction with the (Dummy Battery) to power the phone during the GNG test or Calibration routine a high quality DC source that meets the following requirements <u>must</u> be used.	NOTE: Only necessary if using the Battery Eliminator. Output Voltage: 0-5 volt minimum. Output Current: 0-2 amps minimum Transient response time: < 100 µs	Z	Z		X	
Ionized Air Gun or blower	Neutralizes the static, therefore allowing dust and fine particles to be easily blown off.					X
Power cables Red & Black	Minimum cross sectional area of conductor: 1.2 mm ² Maximum length: 1.5 m	Z	Z		X	

3.4 Pictures of equipments provided by other supplier

Pictures of tools that is orderable from other supplier.



Type A-B Plug-Plug Cable



4 Revision History

Rev.	Date	Changes / Comments
A	2006-09-05	Released Document
B	2007-03-07	Activation Dongle Added